



**SARSEF**

**Science and Engineering Fair**

Powered by **TEP**  
Tucson Electric Power

## Elementary (PK-5) Student Instructions

(for students, teachers, and caregivers)

Interviews are optional at this level and will not factor into judging at all. They will take place via Zoom. In order to be interviewed, students must have an adult present with them. Please access the Zoom link associated with your category sometime during the time window for your grade level! (If you cannot attend during the time for your grade level, any time during the 1:00-4:00 window will be fine.)

Monday, 3/1 – Elementary School Interviews

1:00p-2:00p – 5th Grade      2:00p-3:00p – 4th Grade      3:00p-4:00p – PreK-3rd Grade

*\*\*\*See interview info email for Zoom links. If you did not receive this email, ask your teacher or email us at [director@sarsef.org](mailto:director@sarsef.org) so that we may provide you with the link.\*\*\**

**Zoom Room #1** - Categories: Grades PK-1 All Categories, Grades 3-5 Animal and Plant Sciences, Grades 4-5 Behavioral and Social Sciences

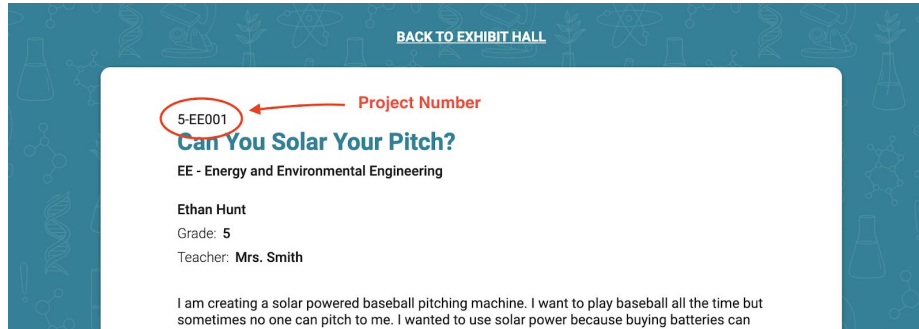
**Zoom Room #2** - Categories: Grade 2 Animal, Plant, and Behavioral Sciences, Grade 3 Behavioral and Social Sciences, Grade 2-5 Chemical Sciences

**Zoom Room #3** - Categories: Grades 2-5 Engineering, Robotics, and Computer Sciences, Grades 2-5 Physics, Astronomy, and Mathematics

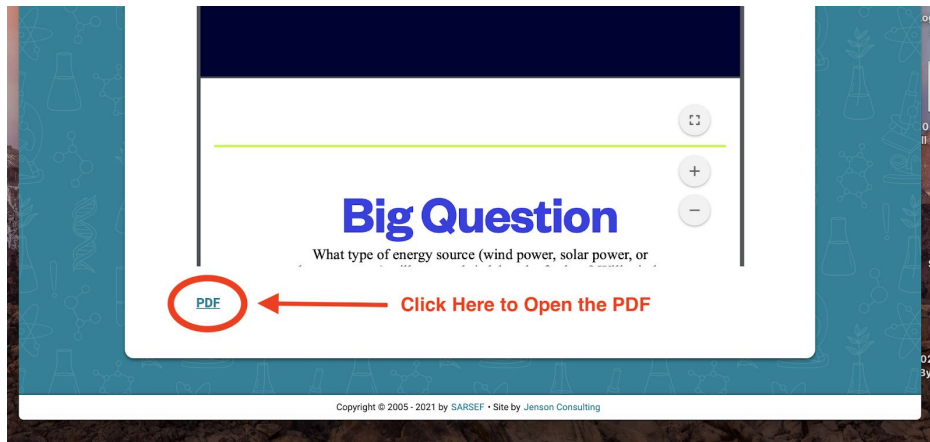
**Zoom Room #4** - Categories: Grades 2-5 Health and Wellness, Earth and Environmental Science, Energy and Environmental Engineering

### **Technical Instructions**

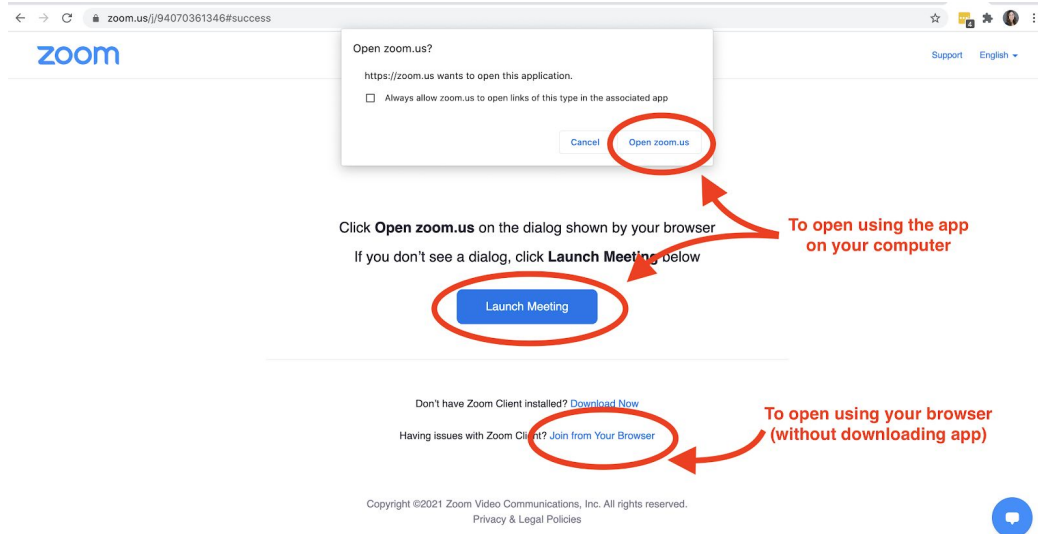
1. Know your project number. This can be found on your registration or on your project in the virtual exhibit hall. Go to [virtualfair.sarsef.org](http://virtualfair.sarsef.org), open the exhibit hall, find your project, and click on it to open your project page. Your project number is at the top.



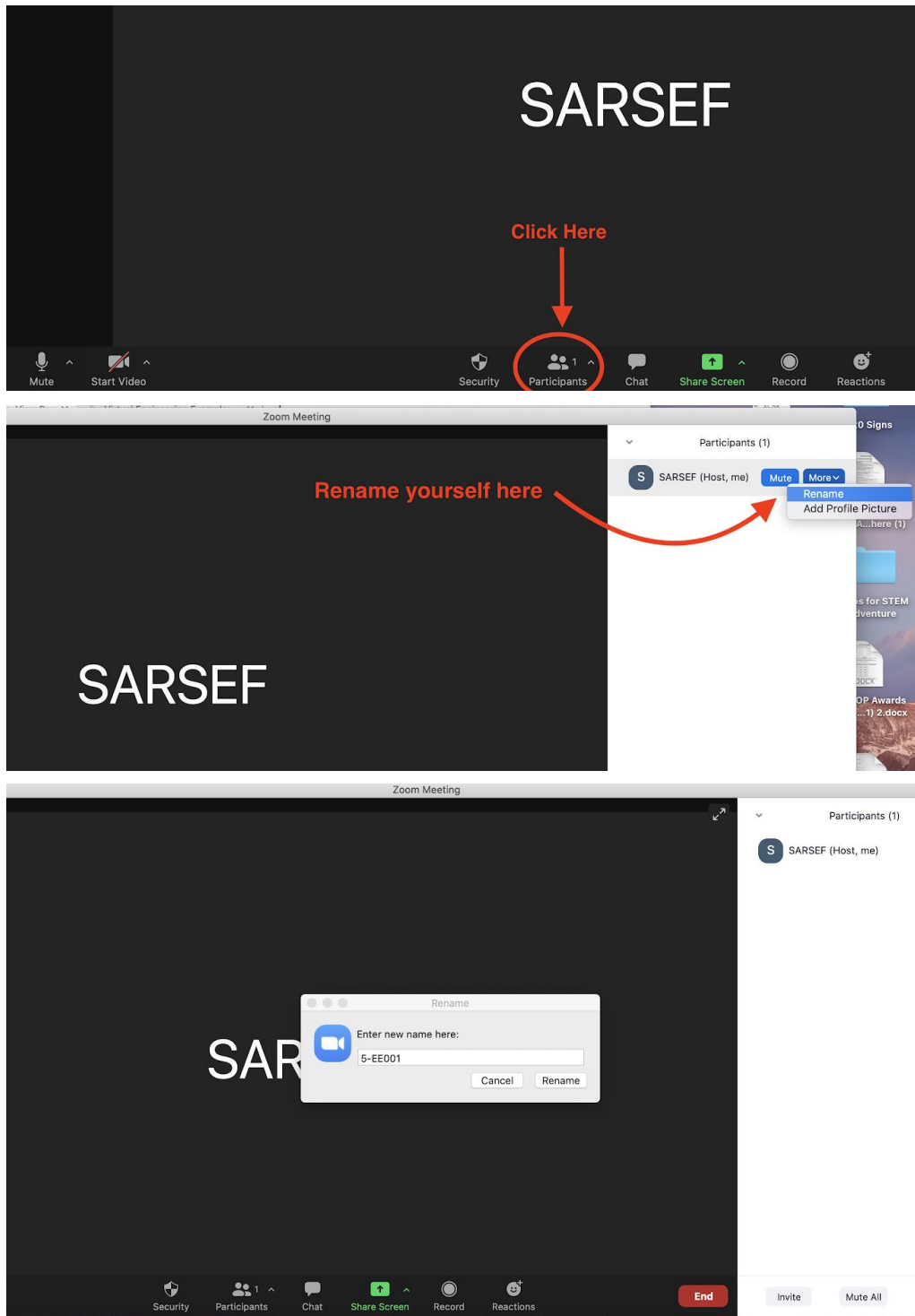
2. Open your Project Presentation pdf on your computer (this can be done in any pdf reader). If you cannot find the file on your computer, go to [virtualfair.sarsef.org](http://virtualfair.sarsef.org), open the exhibit hall, find your project, click on it to open your project page, and then click on “PDF” below your project to open your pdf.



3. Click on the Zoom link. You can either download Zoom or access it from your browser.



**Important:** When prompted to name yourself, change your name to be your project number only. This will protect your identity and help staff connect you with judges quickly! If you enter the meeting without being prompted to name yourself, you can change your name as soon as you enter the room, by clicking on “Participants,” hover over your name, click on “more,” then click on “Rename.”



4. The Host in the Zoom room will confirm you have an adult with you, and then assign you to an interview breakout room, where judges will join you to ask about your project. A notice will pop up when you're assigned to a breakout room. Click "enter," to enter the room!
5. While you are being interviewed, you should share your project or other visuals on your screen for all to reference. To do this, click the green "share screen" at the bottom of the Zoom window. Then, on the popup window choose the window or tab you want to share. (This could be the pdf reader in which you have your project open or the browser tab that shows your pdf.) Then click, the blue "share" button at the bottom right of the popup. Get this all set up while you're waiting for a judge to enter.
6. Wait in the room until a judge joins you to interview you about your project. When a judge enters, it might take them a moment to read your project. Be patient and they will ask questions soon!
7. After a judge leaves, just wait in the room and another judge will come in. Once you are interviewed by about 3-5 different judges, you're done! You can leave the meeting by clicking the red "Leave" button at the bottom right of your Zoom window.

Tips:

- Practice your presentation with a friend or teacher online before interview day.
- Choose a place in your home or school where sounds and distractions will be at a minimum.
- Be close to the Wifi router.
- We recommend choosing a place in your house that will be a plain solid background, minimizing visual distractions. If you want, you can use our official [SARSEF Fair virtual Zoom background!](#)
- Practice using Zoom on the computer you will use for the interviews.
- If you are unable to share your screen after trying, just tell the judge about your project and don't worry about the technical glitch!
- If you worked with others on this project and they join the Zoom meeting at the same time as you, they can be added to the same breakout session so that you can be interviewed together.
- If your internet is not working or not available, you may dial into the meeting on a phone.
- If you need technical assistance, please call: 520.497.0025