



**SARSEF**

# Science and Engineering Fair

## High School (9-12) Student Instructions (for students, teachers, and caregivers)

Interviews are required at the high school level and will take place virtually via Zoom. Plan to be present in the Zoom meeting for the entire interview time slot (arriving 10 minutes early). We require that you keep your camera on when interviewing. (If you have internet connectivity issues, you may use the call-in numbers to connect with Zoom via your phone.) You will be able to share your screen with your project or any other materials you wish to show the judges. Please review the following procedures in their entirety and reach out if you have any questions!

For additional information, including accommodation arrangements, please contact [director@sarsef.org](mailto:director@sarsef.org).

### **Wednesday, March 2nd – High School Interviews via Zoom**

9:00a-11:00a Animal Science, Biochemical Science and Bioengineering,  
Cellular and Molecular Biology

11:00a-2:00p Behavioral and Social Science, Earth and Environmental  
Science

1:00p-3:00p Chemical and Material Science, Electrical and Mechanical  
Engineering

### **Thursday, March 3rd – High School Interviews via Zoom**

9:00a-11:00a Energy and Environmental Engineering, Microbiology

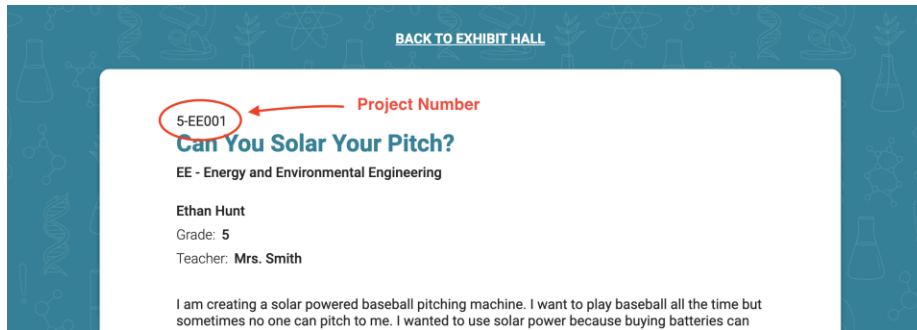
11:00a-2:00p Health and Biomedical Science, Plant Science

1:00p-3:00p Physics, Astronomy, and Mathematics, Robotics and  
Computer Science

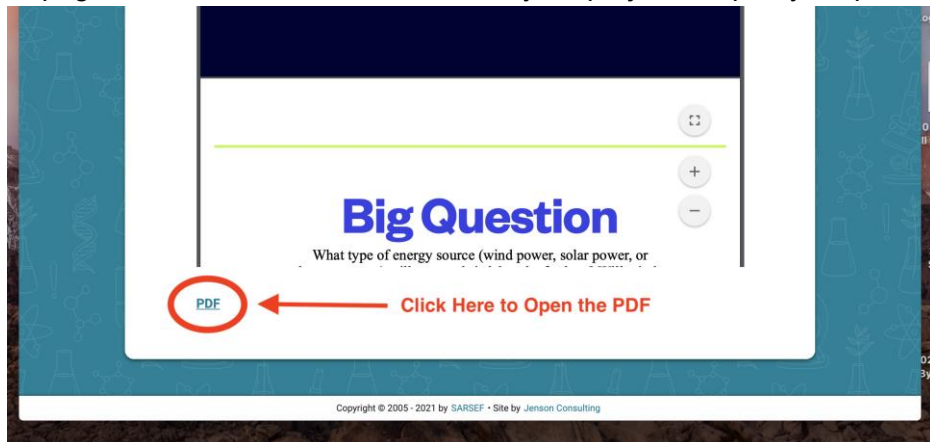
*\*\*\*See interview info email for Zoom links. If you did not receive this email, ask your teacher or email us at [director@sarsef.org](mailto:director@sarsef.org) so that we may provide you with the link.\*\*\**

### **Technical Instructions**

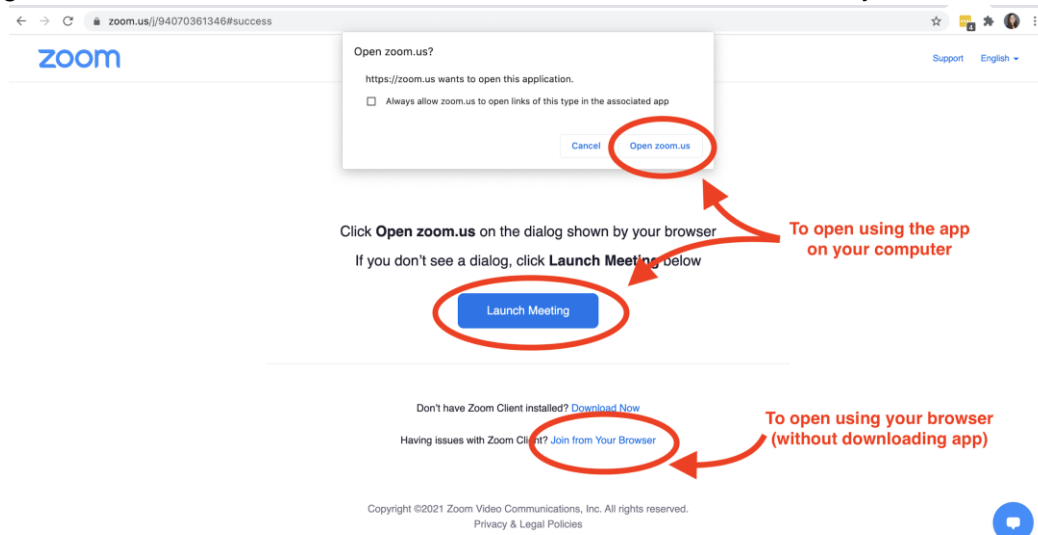
1. Know your project number. This can be found on your registration or on your project in the virtual exhibit hall. Go to [virtualfair.sarsef.org](http://virtualfair.sarsef.org), open the exhibit hall, find your project, click on it to open your project page. Your project number is at the top.



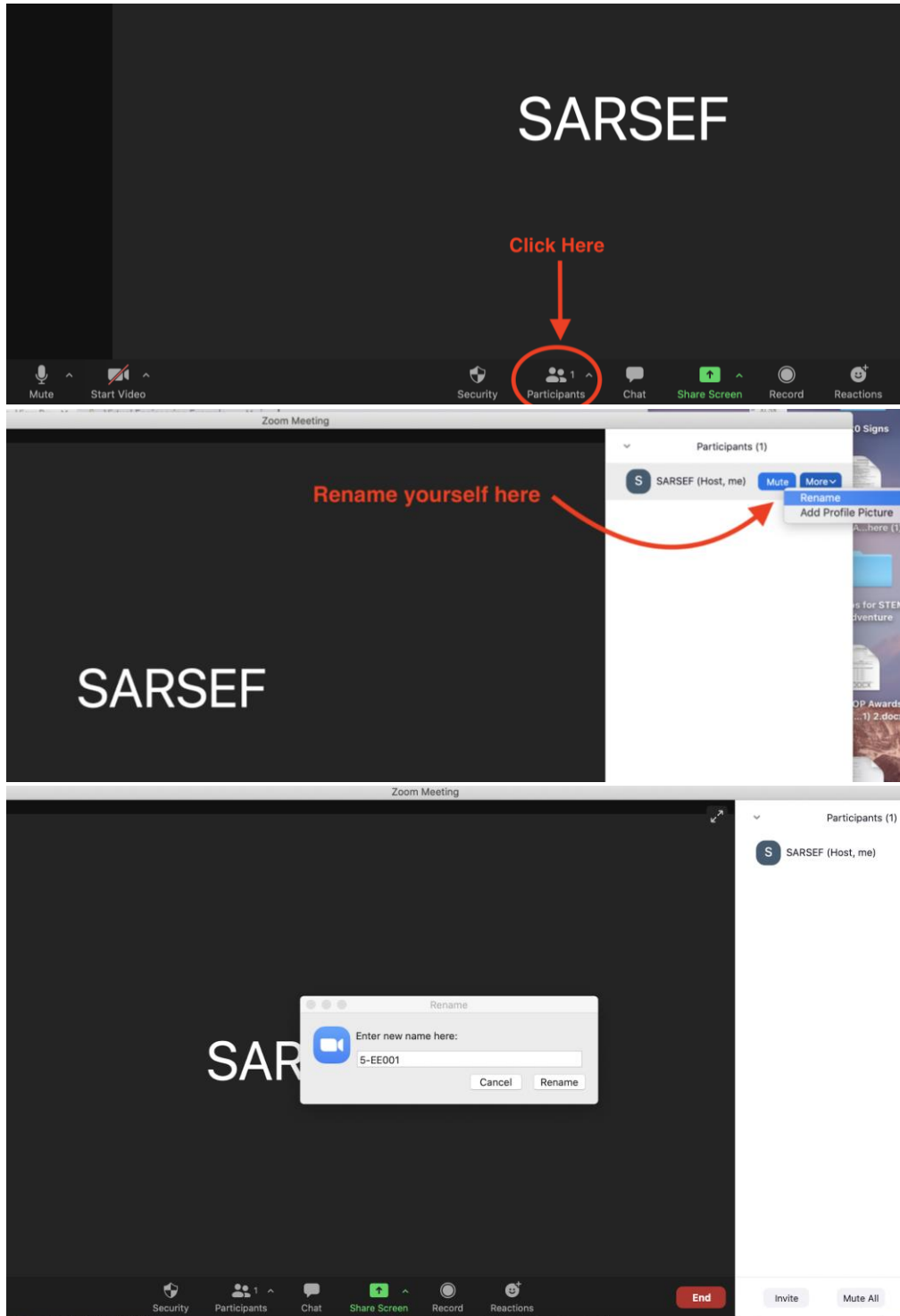
2. Open your Project Presentation pdf or a slideshow on your computer (this can be done in any pdf reader). If you cannot find the file on your computer, go to [virtualfair.sarsef.org](http://virtualfair.sarsef.org), open the exhibit hall, find your project, click on it to open your project page, and then click on "PDF" below your project to open your pdf.



3. On Interview Day, please arrive 10 minutes prior to the start of interviews. Click on the given Zoom link. You can either download Zoom or access it from your browser.



**Important:** When prompted to name yourself, change your name to be your project number only. This will protect your identity and help staff connect you with judges quickly! If you enter the meeting without being prompted to name yourself, you can change your name as soon as you enter the room, by clicking on “Participants,” hover over your name, click on “more,” then click on “Rename.”



4. The Host in the Zoom meeting will instruct you to enter an interview breakout room named with your corresponding project number. A notice will pop up when you're assigned to a breakout room. Click "enter," to enter the room! You may also be able to enter the room on you own. An observer will also join your interview breakout room to be present during the interviews. They will not have their camera or microphone on, but will be observing only.
5. Prepare for the interviews to begin by sharing your screen so that you can showcase your project to the judges. To do this, click the green "share screen" at the bottom of the Zoom window. Then, on the popup window choose the window or tab you want to share. Then click, the blue "share" button at the bottom right of the popup.
6. Every 15 minutes, a judge will join you in the interview breakout room to ask you about your project. There also is a chance that there are some periods where you do not have a judge assigned to interview you.
7. When the judge leaves, stay in the interview room and wait for the next judge to enter.

Note: If you feel uncomfortable or need help at any time, click "Ask for Help." A SARSEF staff member will come assist you.

Tips:

- Practice your presentation with a friend or teacher online before interview day.
- Be close to your Wifi router.
- Practice using Zoom on the computer you will use for the interviews.
- We recommend choosing a quiet place in your home or school that will be a plain, solid background, minimizing visual distractions. If you want, you can use our official [SARSEF Fair virtual Zoom background!](#)
- Have water and/or snacks available for your use between interviews.
- We will try to let you know if you have a break in interviews so that you may turn off your camera and take a break. You may also do so during the 5 minutes between interview sessions.
- If you try to share your screen and are unsuccessful, let the judge know and finish the current interview. Then, try to resolve the issue between interviews. Remember technical glitches may happen, and they're not your fault!
- If you worked with others on this project, they will be present in your room as well so that you are interviewed together.
- If you need technical assistance, please call: 520.497.0025